


BRANCH BY BRANCH - TREE

Children sometimes have difficulty drawing trees because they become confused by the immense tangle of branches and twigs. This method helps to break things down, bit by bit.


Begin with a tree trunk that branches out in two directions.




Add two branches coming out from the first branches.




Two more branches can be added to those...



And so on.



Until the tree takes shape.



BRANCH BY BRANCH - SHRUB

Children sometimes have difficulty drawing shrubs because they become confused by the immense tangle of branches and twigs. This method helps to break things down, bit by bit.

Begin with a trunk that branches out in four directions.




Add two (or three) branches coming out from the first branches.



Two more branches can be added to each of those...



And so on.



Until the shrub takes shape.

