









Classes are held at our artKids Studio, Basement, North Canberra Baptist Hall, 17 Condamine Street, Turner. Each morning or afternoon session can be booked separately. Drop off from 8.45 am. Pick up 3.30 pm promptly. **Ages:** 5 to 14 years. Note: We will accept preschool 4-year-olds on the understanding that if they are not coping with a three-hour class, a parent is available to collect them immediately. **Cost** is \$75 per session (incl GST), all materials and morning/afternoon tea included, plus FREE lunch-time supervision for full-day students.

Book online at [www.enrolmy.com/artkids](http://www.enrolmy.com/artkids) Payment is by direct debit and must be paid prior to class to confirm your booking.

Tuesday, 9 am-12 pm 3 October	Wednesday, 9 am-12 pm 4 October	Thursday, 9 am - 12 pm 5 October	Friday, 9 am - 12 pm 6 October
<p><b>You Can Draw - PAW Patrol!</b></p>  <p>Who doesn't love the adventures of PAW Patrol? Learn how to draw them as we create a concertina book of your favourite PAW Patrol characters. Use colour pencil and marker colouring in techniques to bring your favourite characters to life.</p>	<p><b>Warhol-Inspired Pet Portrait Prints</b></p>  <p>Inspired by Pop Artist Andy Warhol, we'll create a series of colour prints based on your own pet or your favourite animal. Printmaking is great for multiple copies, and we'll use different colour techniques to finish off our artwork.</p>	<p><b>Frog Pond Clay Trinket Dish</b></p>  <p>Frog in a pond? Fish in a pond? Something oozing out of the mud? Mud monsters! Let your imagination take over as you use slab clay techniques to make a trinket dish. Use pinching, rolling, coiling and scratch-attach to add your own design features to your artwork.</p>	<p><b>Cute Cozy Animal Painting</b></p>  <p>Paint your own cute cozy animal. Practice drawing several cute animals before choosing your subject. Learn watercolour techniques, colour mixing such as wet-on-wet and wet-on-dry. We'll delve into colour-mixing and how to add tints.</p>
<p>12.30 - 3.30 pm</p>	<p>12.30 - 3.30 pm</p>	<p>12.30 - 3.30 pm</p>	<p>12.30 - 3.30 pm</p>
<p><b>Mosaic Scrunch Art</b></p>  <p>Get scrunching and make art! We'll design and create a scene using paper-scrunching to create a 3D image. Kids of all ages will love this time-tested art technique – which also helps build fine-motor skills that hardly get a workout these days of computers! Complete your artwork with a watercolour background</p>	<p><b>Mythical Creatures 3D Air Clay</b></p>  <p>Dragons, unicorns, fairies, elves – create a 3D landscape diorama and a place for your air-dry clay creatures to live! Learn how to draw castles, fairy and gnome homes, adding pop-up paper elements to create depth. Finish off by designing and sculpting your own air-dry clay mythical creature!</p>	<p><b>Jungle Animal Collage</b></p>  <p>Although he never went to the jungle, artist Henri Rousseau loved drawing and painting animals. A self-taught artist, his child-like drawings inspire children. We'll use printmaking, painting, drawing and collage to create our own jungle experience.</p>	<p><b>Stacks! Cartooning</b></p>  <p>Stacking puppies, stacking farm animals, stacking ice-cream! In this cartooning-based class, you'll create several stackable artworks and learn creative colouring techniques. This is a great class for both young and old children, with the options to create landscape backgrounds and incorporate story telling.</p>